

Marketing information

Fund portrait

The fund's investment objective is to achieve the highest possible capital appreciation. To achieve this, the fund invests in long-term fixed-income securities issued by governments or high-quality companies ("large caps"), equities and real estate stocks, and money market instruments.

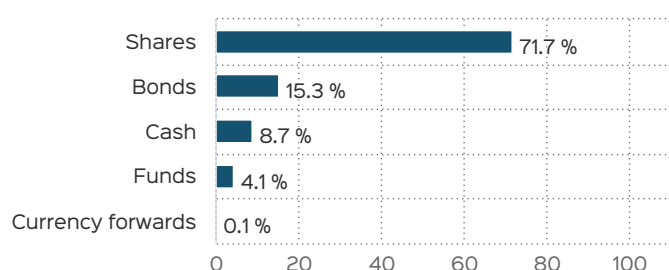
The selection and weighting in the individual asset classes shall be based on macroeconomic analyses, i.e. the examination of macroeconomic correlations. Accordingly, rebalancing of the asset classes is to be based on the development of macroeconomic parameters such as interest rates, interest rate differentials, risk premiums and liquidity risk indicators.

By adjusting the investment focus to changing market conditions, the intention is to reduce price declines in the fund assets as far as possible and to secure capital gains achieved in the meantime within an investment horizon of 6 to 8 years. At the same time, these adjustments are intended to reduce high fluctuations in the share price as far as possible.

For Belgian investors

You can obtain data on the fund's income for your personal tax return under the following link: <https://tax-data-belgium.hansainvest.com>

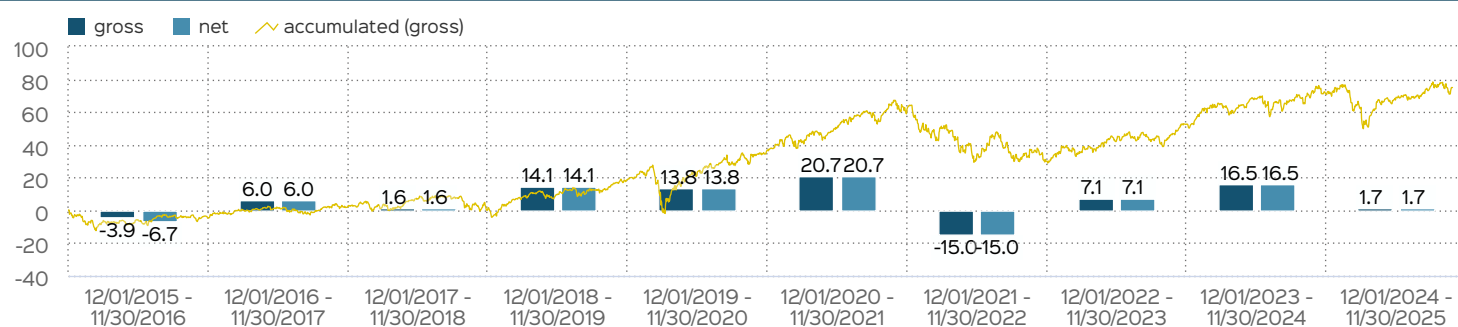
Asset Allocation



Fund profile

Fund name	PTAM Global Allocation
Share class	R
ISIN	DE000A1JCWX9
WKN	A1JCWX
Fund category	Mixed funds
Launch date	10/06/2011
Total fund assets	320.76 million EUR
NAV	243.74 EUR
Issue price	251.05 EUR
Redemption price	243.74 EUR
Share class currency	EUR
Active management	yes
Issue charge	3.00 %
Redemption charge	0.00 %
End of fiscal year	Aug 31
Dividend	Accumulation
Total expense ratio	1.75 %
Management fee	therefrom 1.65 % p.a.
Custodian fee	therefrom 0.05 % p.a.
Performance fee	Yes, during the last fiscal year 0.02 % (See details "Important notes").
Capital accumulation benefits capable	no
Possibility of savings plan	yes
Single investment capable	yes
Registered for distribution	AT, BE, DE, LU
Cut-off time	04:00 pm
Minimum equity participation	min. 25%

Performance in 12-months-periods



Past performance is not a reliable indicator of future performance. All performance assumes a reinvestment of the distributions and an investment amount of 1,000 EUR and comprises twelve months each. Net performance: In addition to all costs incurred in the fund, the respective issue charge 3.00 % of the investment amount (= 29.13 EUR) is also taken into account. This is deducted from the

investment amount at the beginning of the performance period presented. The redemption charge, if such a discount is levied, will be deducted when the fund units are returned. Any custody fee that may be incurred that reduces performance is not taken into account. Gross performance: Corresponds to the net value development, but does not take into account an issue charge.

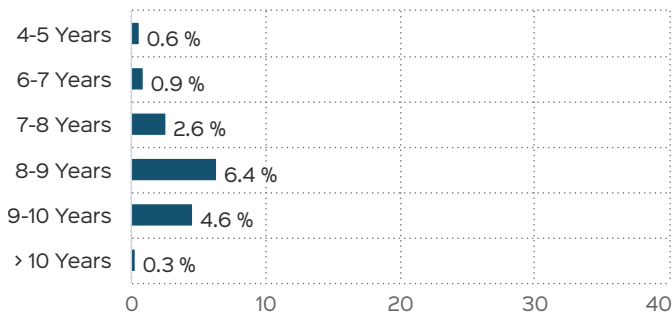
Information for Belgian investors

Asset Test Ratio (§ 19bis EStGB92)

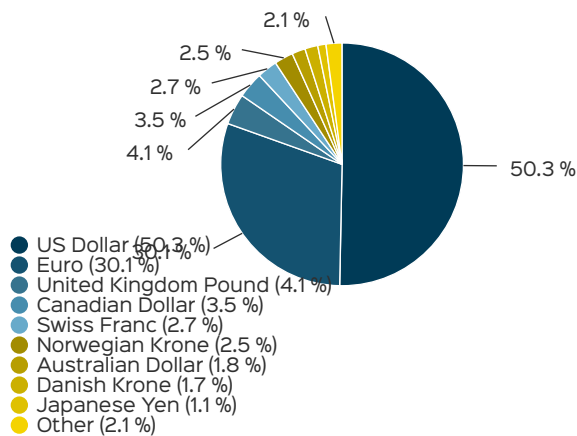
Valid for the period 01/01/2025 until 12/31/2025: 30,086%

Valid for the period 01/01/2024 until 12/31/2024: 29,541%

Breakdown by duration



Breakdown by currencies



Performance in periods

	cumulative	p.a.
current year	2.18 %	
1 month	-1.67 %	
3 months	3.73 %	
6 months	4.44 %	
1 year	0.32 %	0.32 %
3 years	27.47 %	8.40 %
5 years	30.05 %	5.39 %
10 years	78.55 %	5.96 %
since launch	146.63 %	6.58 %

Past performance is not indicative of future returns.

Key figures

Interest rate	3.42 %
Return	3.31 %
Average remaining term	8.42
Mod. Duration	7.26
Duration	7.5
Average rating	A+
Yield to Maturity	2.78 %

Ratings & rankings

Morningstar Rating™ Gesamt ★★★★★

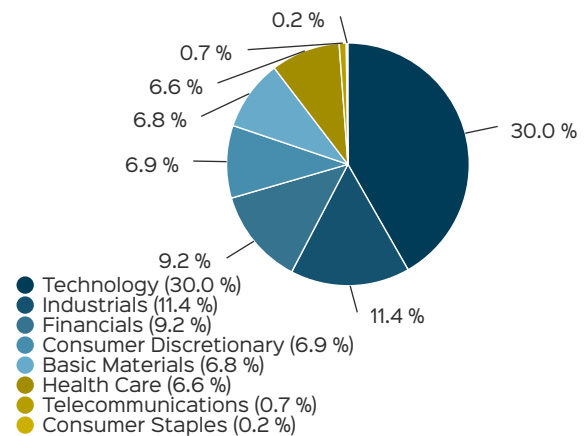
ESG Rating A

ESG Score 6.83

ESG-Category acc. to SFDR Article 8

The ESG Rating methodology is developed and calculated with the data provided by MSCI ESG.

Breakdown by industries



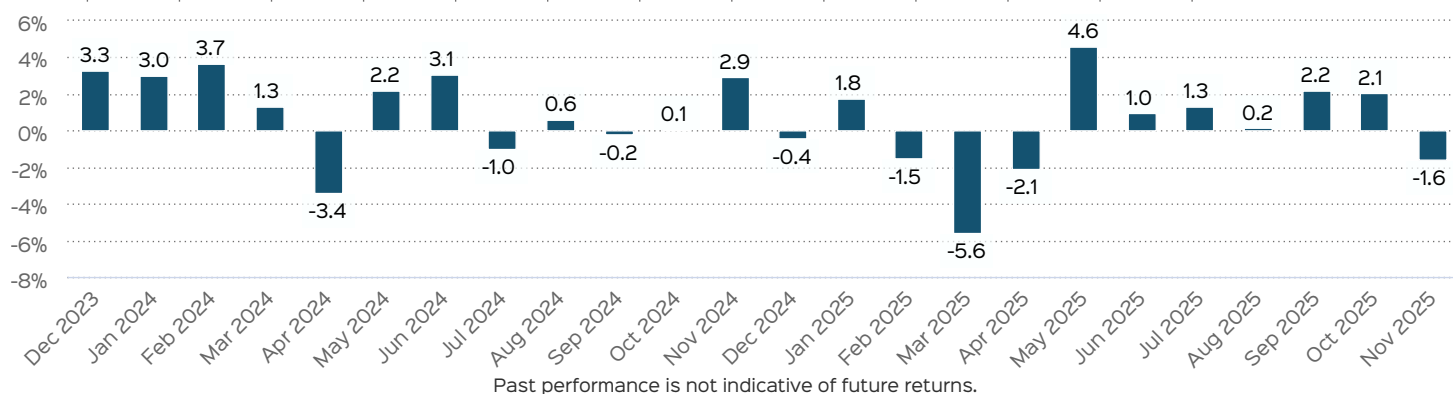
Top securities

NVIDIA CORP. DL-,001	4.22 %
SPANIEN 19/35	4.20 %
ITALIEN 24/34	2.89 %
MICROSOFT DL-,00000625	2.20 %
ELI LILLY	2.17 %
AGNICO EAGLE MINES LTD.	2.15 %
ALPHABET INC.CL.C DL-,001	2.11 %
B.T.P. 2033	2.06 %
USA 24/34	1.97 %
META PLATF. A DL-,000006	1.79 %

Performance on a monthly basis

All figures in percent

Year	Jan	Feb	Mar	Apr	May	Jun	Jul	Aug	Sep	Oct	Nov	Dec	Performance current year
2023	4.74	0.45	1.92	-1.02	2.59	2.91	1.86	-0.88	-2.27	-2.04	5.29	3.31	17.81
2024	3.03	3.66	1.30	-3.40	2.21	3.08	-0.98	0.60	-0.17	0.09	2.91	-0.44	12.28
2025	1.78	-1.49	-5.59	-2.10	4.61	0.99	1.35	0.18	2.21	2.08	-1.56		2.18



Past performance is not indicative of future returns.

Contact: Fund manager

PT Asset Management GmbH
 Alte Schmiede 5
 72555 Metzingen, Germany
 Phone: +49 7123 20403
 E-Mail: am@ptam.de
 Internet: <http://www.ptam.de>

Contact: Distributor

PT Asset Management GmbH
 Alte Schmiede 5
 72555 Metzingen, Germany
 Phone: +49 7123 20403
 E-Mail: am@ptam.de
 Internet: <http://www.ptam.de>

Management company

Cosmopolitan. Based on partnership. Reliable.
 We want to be measured by these values.

As one of the oldest investment companies in Germany, traditional Hanseatic principles, such as cosmopolitanism, trustworthiness and reliability, have always characterised our company philosophy. Innovative thinking and a consistent service orientation have made us what we are today: a capital management company whose ultimate goal is to create value for its customers.

HANSAINVEST is a subsidiary of the SIGNAL IDUNA Group.

Kontakt:

HANSAINVEST
 Hanseatische Investment-GmbH
 Kapstadtring 8
 22297 Hamburg
 Phone: +49 40 300 57 - 0
 Fax: +49 40 300 57 - 60 70
 E-Mail: info@hansainvest.de
 Internet: <https://www.hansainvest.com>

Fund advisor description

Since 1998, PT Asset Management GmbH has been one of the top independent asset managers in Germany.

- We have many years of experience and expertise in portfolio management and asset structuring.
- We bundle this expertise in our six own investment funds with different opportunity-risk profiles as well as systematically mature investment strategies.
- The advisor for PTAM Global Allocation is Prof. Stefan Duchateau. He looks back on more than 25 years of experience in portfolio management. Besides his professorships at KU Leuven, HU Brussel and Uni Hasselt in the fields of risk management, financial engineering and portfolio management, he developed and designed capital protected funds. He produces macroeconomic analysis, asset allocation models, risk management tools and specific selection procedures for suitable asset classes.

Important notes

Source of all data unless indicated otherwise: HANSAINVEST.

This is a marketing communication. Please read the [sales prospectus](#) (in German) and the [key information document](#) (in German) before making a final investment decision. The basis for the purchase is formed by the applicable sales documents, which contain detailed information on the individual risks associated with the investment. The sales prospectus and the key investor information are exclusively available in German and in electronic form. We will send you printed copies free of charge on request.

In the document Sustainability-related disclosures you will find information about the sustainability-related aspects according to Regulation (EU) 2019/2088 in relation to the fund being promoted.

The net asset value of investment funds is subject to fluctuations to differing degrees, and is no guarantee that the investment objectives will be achieved. There is the risk that the investor will suffer a financial loss as a result of the investment acquired.

By acquiring the investment acquired, the investor merely acquires units in a fund and not the underlying assets of the fund, e.g. a building or shares in a company.

Performance is calculated using the [BVI method](#) (in German). Information on the precise method of performance calculation can be found in German on the Internet under [Description of methods of calculation](#).

Future performance is subject to taxation. This is dependent on the personal situation of the respective investor and can change in future.

Total fund assets refer to the fund assets of all unit classes belonging to the fund. Total fund assets are shown in the currency of the unit class that was issued first.

The ongoing costs shown (total cost ratio) were incurred in the last financial year of the fund; for new funds, this is an estimate for the first financial year. The costs incurred can fluctuate from year to year and reduce the investor's earnings prospects. Further information on costs and any performance-based remuneration and its composition can be found in the key investor information.

When investing in the fund PTAM Global Allocation R, a performance fee is charged to the investor if the increase in value of the fund exceeds the performance of the benchmark. The performance fee is calculated as follows and reduces the positive performance of the investor. 10 % of the amount by which the share value at the end of a settlement period exceeds the share value at the beginning of the accounting period the development of the benchmark index (absolutely positive share value development), but in total up to a maximum of 5 % of the average value in the accounting period. A negative performance must be made up.

© 2025 Morningstar. All rights reserved. The information contained herein: (1) is protected by copyright for Morningstar and its content providers; (2) must not be reproduced or disseminated; and (3) it is not guaranteed that this information is correct, complete or up to date. Neither Morningstar nor its content providers are responsible for any damage or losses arising from the use of this information.

Any percentages indicated in the investment structures or asset breakdowns shown generally relate to the total fund assets. Only a subset of the asset types is used as a basis in each case for the presentation of individual structures (e.g. for industries, only the share of equities), with the result that a total of 100% is not necessarily achieved.

The top securities (if indicated) are presented for a maximum of 60% of fund assets.

The figures shown are rounded, hence the totalled values can deviate from 100%.

The cut-off time refers to the daily close of order acceptance by the fund's depository bank. This is typically earlier for the investor's custodian office.

This document and the information contained in it are not intended for US persons and must not be disseminated in the United States.

A summary of investors' rights in German can be found on our website under [Compliance](#).

The sale of funds can be revoked at any time in accordance with the provisions of the German Investment Code.