

Marketing information



Sieger - Staffel 3

Fund manager commentary

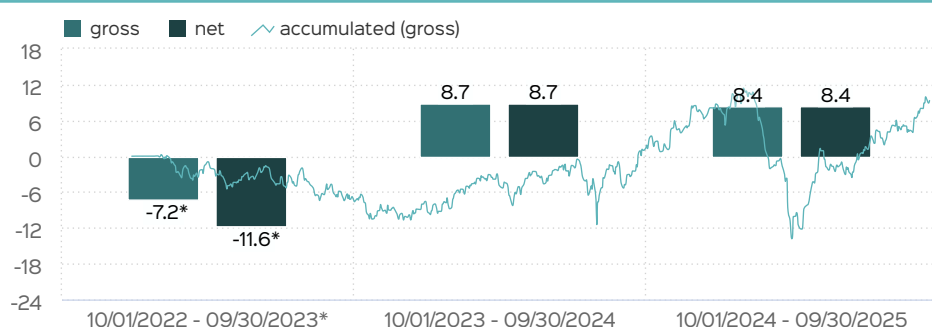
Vietnam's equity market experienced a wave of investor euphoria in August, resulting in a strong performance across sectors such as banks and property developers. Most notably, Techcombank, Military Bank, and Vingroup led the rally, despite the absence of any material improvement in their quarterly fundamentals. Our fund maintains an underweight position in these types of companies, which contributed to its Vietnam allocation underperforming relative to the broader index. Nevertheless, the fund delivered a solid return for the month of August, posting gains of 2.03% for the institutional share class and 1.97% for the retail share class, compared to a 0.84% increase in the MSCI Asia Pacific NR EUR index. Investor sentiment toward the Thai equity market has remained subdued since the beginning of the year, weighed down by political uncertainty and lackluster macro signals. Historically, such environments have presented compelling opportunities to accumulate high-quality companies at attractive valuations. Accordingly, the fund initiated positions in two Thai firms during August: Airports of Thailand and Bumrungrad Hospital. Both companies have been on our watchlist for several years and now offer a favorable entry point at fair valuations. A similarly adverse climate is evident in Indonesia, where political tensions continue to dominate the daily press and equity markets remain subdued. Nonetheless, the prevailing conditions are likely to give rise to compelling investment opportunities for the fund in the near term.

2025/08/25

Fund portrait

The fund aims to build up assets over the long term, investing in listed companies, among others, over the medium to long term. The concentrated portfolio focuses on equities in the Asia-Pacific region. Companies are evaluated on a fundamental basis and are to be selected according to the following principles: 1. Outstanding business model in combination with sustainable competitive advantages; 2. Capable management and 3. Fair valuation. An "outstanding business model" results in companies that build up key advantages over their competitors through their products and services over a long period of time. A "capable management" is able to increase the value of the company through reinvestment. If the free cash flows exceed the current value of the company by a large margin, the portfolio manager assumes a "fair valuation".

Performance in 12-months-periods



Past performance is not a reliable indicator of future performance. All performance assumes a reinvestment of the distributions and an investment amount of 1,000 EUR and comprises twelve months each. The values marked with an * refer to a shorter period of time (since launch). Net performance: In addition to all costs incurred in the fund, the respective issue charge 5.00 % of the investment amount (= 47.62 EUR) is also taken into account. This is deducted from the investment amount at the beginning of the performance period presented. The redemption charge, if such a discount is levied, will be deducted when the fund units are returned. Any custody fee that may be incurred that reduces performance is not taken into account. Gross performance: Corresponds to the net value development, but does not take into account an issue charge.

Fund by



Funds profile

Fund name	Lotus Asia Selection
Share class	R
ISIN	DE000A3E3YH6
WKN	A3E3YH
Fund category	Share funds
Launch date	12/28/2022
Total fund assets	9.73 million EUR
NAV	114.34 EUR
Issue price	120.06 EUR
Redemption price	114.34 EUR
Share class currency	EUR
Active management	yes
Issue charge	5.00 %
Redemption charge	0.00 %
End of fiscal year	Nov 30
Dividend	Accumulation
Total expense ratio	2.26 %
Management fee	therefrom 1.65 % p.a.
Custodian fee	therefrom 0.05 % p.a.
Performance fee	No
Capital accumulation benefits capable	no
Possibility of savings plan	no
Single investment capable	yes
Registered for distribution	DE
Cut-off time	04:00 pm
Minimum equity participation	min. 51%

Top securities

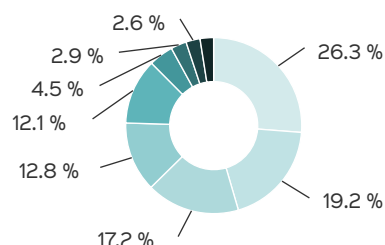
IREN LTD.	9.79 %
TAIWAN SEMICON.MANU.ADR/5	9.23 %
PVI HOLDINGS JSC DV 10000	7.31 %
ADVANTEST CORP. YN 50	5.31 %
FAST RETAILING CO. YN 50	4.87 %
FPT CORP. DV 10000	4.16 %
KEYENCE CORP.	4.11 %
REA GROUP LTD.	3.73 %
SUPPLY NETWORK LTD	3.65 %
GOLDEN FRIENDS TA10	3.61 %

Performance in periods

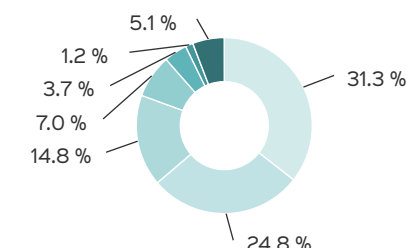
	cumulative	p.a.
current year	5.78 %	
1 month	6.65 %	
3 months	11.42 %	
6 months	29.05 %	
1 year	12.51 %	12.51 %
3 years		
5 years		
10 years		
since launch	14.34 %	4.89 %

Past performance is not indicative of future returns.

Regions



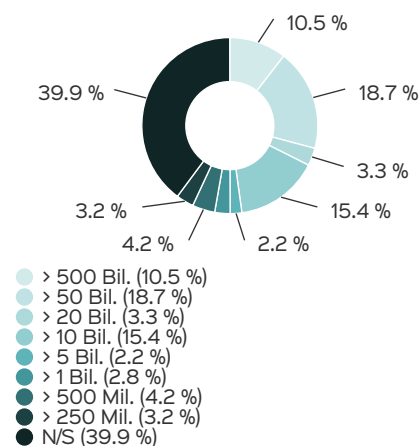
Sectors



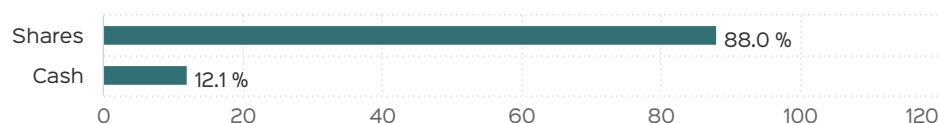
- Vietnam (26.3 %)
- Japan (19.2 %)
- Australia (17.2 %)
- Taiwan (12.8 %)
- Cash (12.1 %)
- Thailand (4.5 %)
- Germany (2.9 %)
- Kazakhstan (2.6 %)
- Malaysia (2.5 %)

- Technology (31.3 %)
- Industrials (24.8 %)
- Financials (14.8 %)
- Consumer Discretionary (7.0 %)
- Real Estate (3.7 %)
- Health Care (1.2 %)
- Other (5.1 %)

Market cap



Asset Allocation



Key figures

Liquidity ratio	0.8455-35
Percentage of assets invested	87.95 %

Ratings & rankings

ESG Rating	A
ESG Score	6.95
ESG-Category acc. to SFDR	Article 6

The ESG Rating methodology is developed and calculated with the data provided by MSCI ESG.

Risk and return profile



Notice

The summary risk indicator is a guide to the level of risk of this product compared to other products. It shows how likely it is that the product will lose money because of movements in the markets or because we are not able to pay you. We have classified this product as 4 which is 4 a medium risk class. This rates the potential losses from future performance at a medium level, and poor market conditions could impact the capacity to pay you.

Further information on the risks can be found in the document: Key information sheet (PRIIPs)

Opportunities

Over the long term, equities can offer a significantly higher return than, for example, money market investments or bonds. Equities in the Asia-Pacific region offer higher upside potential than large standard equity markets. The focus on all-cap equities in the Asia-Pacific region allows access to the entire investment universe of this region and thus offers optimal stock picking opportunities and diversification benefits for the portfolio. Investment approach: A long-term investment horizon (>3 years) and a concentrated portfolio of approx. 25-30 stocks with a fundamental "bottom-up" investment approach enable attractive returns. Long-term experience, regular on-site company visits and in-depth know-how in Asian-Pacific companies provide promising expertise.

Recommended holding period



Recommendation

The risk indicator assumes you keep the product for 5 years. The actual risk can vary significantly if you cash in at an early stage and you may get back less.

Risks

Share prices, especially in Asian and Pacific markets, may be subject to strong fluctuations. Price losses or a total loss in individual stocks are possible. A high concentration of the portfolio may increase the risk of loss. The shares in the fund are listed in foreign currencies. Currency fluctuations may occur, which may result in price losses in EUR. The fund may use derivatives to a limited extent. Increased opportunities are accompanied by increased risks of loss. Hedging may also reduce the fund's chances of making a profit. The Fund may be the victim of fraud or other criminal activity. The loss of trading persons may result in an adverse effect on investment performance. Custody Risks: There may be a risk of loss associated with the safekeeping of assets, particularly abroad, which may result from insolvency, breaches of duty of care or abusive conduct by the custodian/sub-custodian. The Fund may enter into various transactions with counterparties. If a contractual partner becomes insolvent, it may no longer be able to settle outstanding claims of the fund or may only be able to settle them in part.

- Information on further risks can be found in the [Basisinformationsblatt](#) and the [VKP](#).
- In particular, the fund shows increased fluctuations in the unit price due to its composition and the possible use of derivatives.

Distributor

Greiff capital management AG
Munzinger Strasse 5 a
79111 Freiburg im Breisgau, Germany
Tel.: +49 761 76 76 950
E-mail: info@greiff-ag.de
Internet: <https://www.greiff-ag.de>

Portfoliomanager

Greiff capital management AG
Munzinger Strasse 5 a
79111 Freiburg im Breisgau, Germany
Tel.: +49 761 76 76 950
E-mail: info@greiff-ag.de
Internet: <https://www.greiff-ag.de>

Fund advisor

Sen Capital GmbH
Eichenweg 10
CH - 8802 Kilchberg

Management company

HANSAINVEST
Hanseatische Investment-GmbH
Kapstadtring 8
22297 Hamburg
Tel.: +49 (0)40 3 00 57 - 0
Fax: +49 (0)40 3 00 57 - 60 70
E-mail: info@hansainvest.de
Internet: <https://www.hansainvest.com>

Custodian

Hauck Aufhäuser Lampe Privatbank AG
Kaiserstraße 24
D - 60311 Frankfurt am Main
Tel.: +49 69 2161 1382
Fax: +49 69 2161 1340
Internet: <https://www.hauck-aufhaeuser.com>

Important notes

Source of all data unless indicated otherwise: HANSAINVEST.

This is a marketing communication. Please read the [sales prospectus](#) (in German) and the [key information document](#) (in German) before making a final investment decision. The basis for the purchase is formed by the applicable sales documents, which contain detailed information on the individual risks associated with the investment. The sales prospectus and the key investor information are exclusively available in German and in electronic form. We will send you printed copies free of charge on request.

The net asset value of investment funds is subject to fluctuations to differing degrees, and is no guarantee that the investment objectives will be achieved. There is the risk that the investor will suffer a financial loss as a result of the investment acquired.

By acquiring the investment acquired, the investor merely acquires units in a fund and not the underlying assets of the fund, e.g. a building or shares in a company.

Performance is calculated using the [BVI method](#) (in German). Information on the precise method of performance calculation can be found in German on the Internet under [Description of methods of calculation](#).

Future performance is subject to taxation. This is dependent on the personal situation of the respective investor and can change in future.

Total fund assets refer to the fund assets of all unit classes belonging to the fund. Total fund assets are shown in the currency of the unit class that was issued first.

The ongoing costs shown (total cost ratio) were incurred in the last

financial year of the fund; for new funds, this is an estimate for the first financial year. The costs incurred can fluctuate from year to year and reduce the investor's earnings prospects. Further information on costs and any performance-based remuneration and its composition can be found in the key investor information.

No performance-based remuneration is charged.

Any percentages indicated in the investment structures or asset breakdowns shown generally relate to the total fund assets. Only a subset of the asset types is used as a basis in each case for the presentation of individual structures (e.g. for industries, only the share of equities), with the result that a total of 100% is not necessarily achieved.

The top securities (if indicated) are presented for a maximum of 60% of fund assets.

The figures shown are rounded, hence the totalled values can deviate from 100%.

The cut-off time refers to the daily close of order acceptance by the fund's depository bank. This is typically earlier for the investor's custodian office.

This document and the information contained in it are not intended for US persons and must not be disseminated in the United States.

A summary of investors' rights in German can be found on our website under [Compliance](#).

The sale of funds can be revoked at any time in accordance with the provisions of the German Investment Code.