

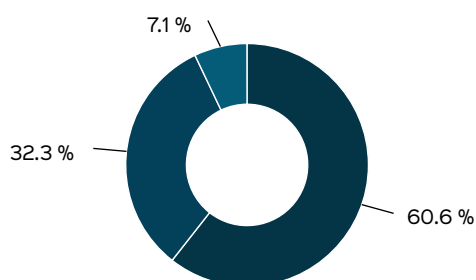
Status: 09/30/2025

## Marketing information

## Fund portrait

TBF US CORPORATE BONDS focuses on corporate bonds listed in USD. Portfolio management is focused on companies with stable business developments and cash flows. The aim is to achieve additional returns from so-called corporate action. This includes bond buybacks, rating upgrades and takeovers bids. The portfolio management only invests in bonds with a minimum rating of B-. Bonds with non-rated and default-rated status are not permitted. ESG criteria are taken into account throughout the entire investment process. Distributions are usually made in November.

## Asset allocation - individual

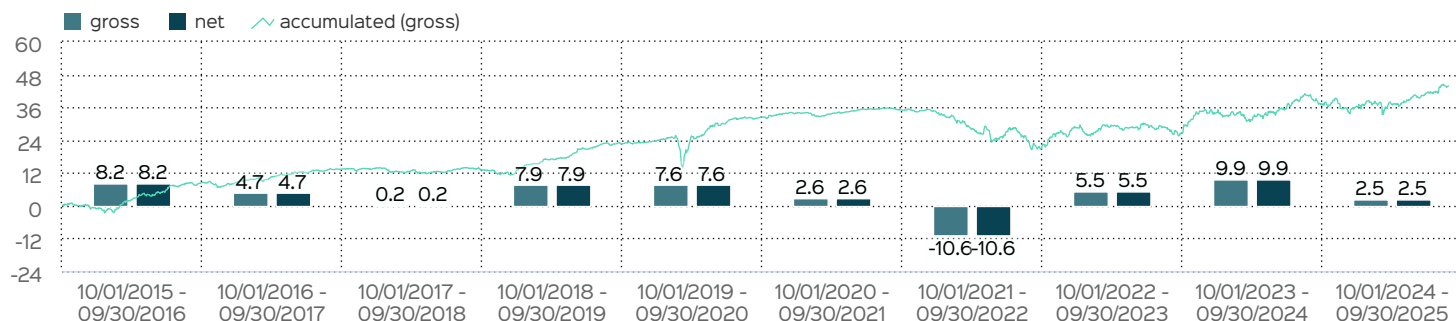


- Investment Grade Bonds (60.6 %)
- Non-Investment Grade Bonds (32.3 %)
- Cash (7.1 %)

## Key figures

Interest rate	5.15 %
Return	5.28 %
Average remaining term	10.14
Mod. Duration	6.73
Duration	7.09
Average rating	BBB
Yield to Maturity	5.2 %

## Performance in 12-months-periods



Past performance is not a reliable indicator of future performance. All performance assumes a reinvestment of the distributions and an investment amount of 1,000 EUR and comprises twelve months each. Net performance: In addition to all costs incurred in the fund, the respective issue charge is also taken into account. This is deducted from the investment amount at the beginning of the performance

## Fund profile

Fund name	TBF US CORPORATE BONDS
Share class	USD I
ISIN	DE000A14P8Y9
WKN	A14P8Y
Fund category	Pension funds
Launch date	04/24/2015
Total fund assets	13.67 million USD
NAV	99.19 USD
Issue price	99.19 USD
Redemption price	99.19 USD
Share class currency	USD
Active management	yes
End of fiscal year	Sep 30
Dividend	Payout
Single investment capable	yes
Registered for distribution	DE
Cut-off time	04:00 pm

## Conditions

Issue charge	0.00 %
Redemption charge	0.00 %
Total expense ratio	1.06 %
Management fee	therefrom 0.83 % p.a.
Custodian fee	therefrom 0.04 % p.a.
Performance fee	No

## Classification to SFDR

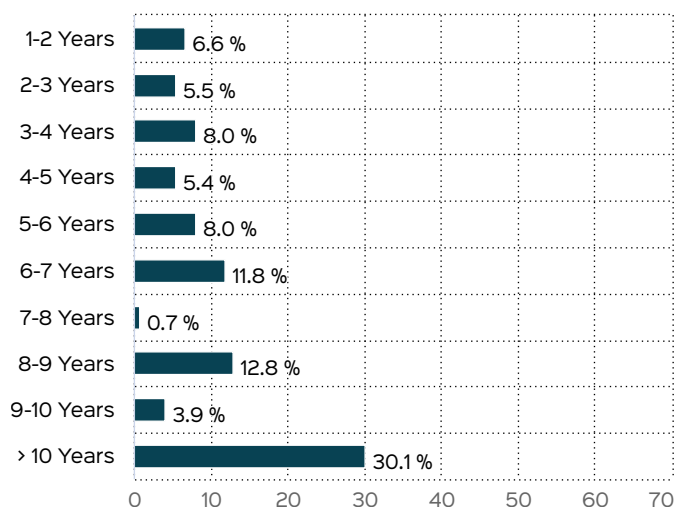
ESG-Category acc. to SFDR



The ESG Rating methodology is developed and calculated with the data provided by MSCI ESG.

Status: 09/30/2025

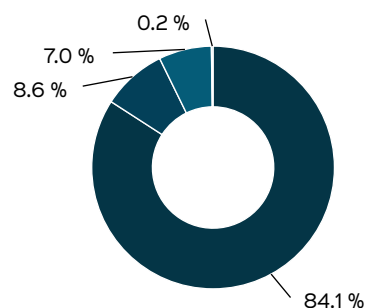
## Breakdown by duration



## Top securities

NVIDIA CORP 20/50	5.77 %
MICROSOFT 21/52	5.02 %
APPLE 23/53	4.38 %
BOMBARDIER 24/31 144A	3.95 %
BOOZ A.HAM. 25/35	3.93 %
AMENTUM ESC. 24/32 144A	3.84 %
UTD REN.N.A. 24/34 144A	3.83 %
COCA-COLA 24/34	3.75 %
MCDONALD'S 23/53 MTN	3.67 %
MSCI 21/31 144A	3.50 %

## Breakdown by countries



- USA (84.1 %)
- Canada (8.6 %)
- Cash (7.0 %)
- Germany (0.2 %)

## Performance in periods

	cumulative	p.a.
current year	6.03 %	
1 month	1.56 %	
3 months	2.69 %	
6 months	4.79 %	
1 year	2.52 %	2.52 %
3 years	18.85 %	5.92 %
5 years	9.04 %	1.75 %
10 years	43.90 %	3.70 %
since launch	36.88 %	3.05 %

Past performance is not indicative of future returns.


## Performance in calendar years

2024:	0.48 %	2023:	7.85 %	2022:	-7.39 %	2021:	0.85 %
2020:	8.73 %	2019:	10.75 %	2018:	-1.99 %	2017:	4.73 %
2016:	9.82 %	2015*:	-6.04 %				

\* Short fiscal year

Past performance is not indicative of future returns.

## Breakdown by currencies



Status: 09/30/2025

## Risk and return profile



### Notice

The summary risk indicator is a guide to the level of risk of this product compared to other products. It shows how likely it is that the product will lose money because of movements in the markets or because we are not able to pay you. We have classified this product as 2 which is 2 a low risk class. This rates the potential losses from future performance at a low level, and poor market conditions are very unlikely to impact the capacity to pay you.

Further information on the risks can be found in the document: Key information sheet (PRIIPs)

### Recommended holding period



### Recommendation

The risk indicator assumes you keep the product for 5 years. The actual risk can vary significantly if you cash in at an early stage and you may get back less.

## Opportunities

Taking advantage of growth opportunities on the bond markets. When investing in assets denominated in foreign currencies, the net asset value may be positively affected by changes in exchange rates. Hedging opportunities through the possible use of derivatives. Generating interest income from coupon payments. Additional returns from bond buybacks, rating upgrades and takeovers bid. Active risk management.

## Risks

Bond prices may be subject to strong fluctuations due to market conditions at any time. Price losses are possible at any time, up to a total loss. Country, credit, default and liquidity risks of issuers may have a negative impact on bond prices. When investing in assets denominated in foreign currencies, the net asset value may be negatively affected by changes in exchange rates. The use of derivatives can have a greater negative impact on the value of the fund than investments without the use of derivatives. This may increase the risk of loss and price volatility. In the case of thinly traded securities, there is also a risk that selling the asset will not be possible, or will be possible only at a substantial discount.

- Information on further risks can be found in the [Basisinformationsblatt](#) and the [VKP](#).
- In particular, the fund shows increased fluctuations in the unit price due to its composition and the possible use of derivatives.

## Contact

TBF Sales and Marketing GmbH  
HEGAU-TOWER  
Maggistraße 5  
78224 Singen  
Phone: +49 (0) / 308 533 5 - 0  
E-Mail: [info@tbfsam.com](mailto:info@tbfsam.com)  
Internet: <http://www.tbfsam.com>

## Fundmanagement

TBF Global Asset Management GmbH  
HEGAU-TOWER  
Maggistraße 5  
78224 Singen  
Phone: +49 (0) 77 31/1 44 66 - 0  
E-Mail: [info@tbfglobal.com](mailto:info@tbfglobal.com)  
Internet: <http://www.tbfglobal.com>

## Custodian

DONNER & REUSCHEL Aktiengesellschaft  
Ballindamm 27  
20095 Hamburg  
Phone: +49 (0)40 30217 - 0  
E-Mail: [bankhaus@donner-reuschel.de](mailto:bankhaus@donner-reuschel.de)  
Internet: <https://www.donner-reuschel.de/>

## Capital management company

HANSAINVEST  
Hanseatische Investment-GmbH  
Kapstadtring 8  
22297 Hamburg  
Phone: +49 (0)40 3 00 57 - 0  
E-Mail: [info@hansainvest.de](mailto:info@hansainvest.de)  
Internet: <http://www.hansainvest.com>

Status: 09/30/2025

## Important notes

Source of all data unless indicated otherwise: HANSAINVEST.

This is a marketing communication. Please read the [sales prospectus](#) (in German) and the [key information document](#) (in German) before making a final investment decision. The basis for the purchase is formed by the applicable sales documents, which contain detailed information on the individual risks associated with the investment. The sales prospectus and the key investor information are exclusively available in German and in electronic form. We will send you printed copies free of charge on request.

In the document Sustainability-related disclosures you will find information about the sustainability-related aspects according to Regulation (EU) 2019/2088 in relation to the fund being promoted.

The net asset value of investment funds is subject to fluctuations to differing degrees, and is no guarantee that the investment objectives will be achieved. There is the risk that the investor will suffer a financial loss as a result of the investment acquired.

By acquiring the investment acquired, the investor merely acquires units in a fund and not the underlying assets of the fund, e.g. a building or shares in a company.

Performance is calculated using the [BVI method](#) (in German). Information on the precise method of performance calculation can be found in German on the Internet under [Description of methods of calculation](#).

Future performance is subject to taxation. This is dependent on the personal situation of the respective investor and can change in future.

Total fund assets refer to the fund assets of all unit classes belonging to the fund. Total fund assets are shown in the currency of the unit class that was issued first.

The ongoing costs shown (total cost ratio) were incurred in the last financial year of the fund; for new funds, this is an estimate for the first financial year. The costs incurred can fluctuate from year to year

and reduce the investor's earnings prospects. Further information on costs and any performance-based remuneration and its composition can be found in the key investor information.

No performance-based remuneration is charged.

© 2025 Morningstar. All rights reserved. The information contained herein: (1) is protected by copyright for Morningstar and its content providers; (2) must not be reproduced or disseminated; and (3) it is not guaranteed that this information is correct, complete or up to date. Neither Morningstar nor its content providers are responsible for any damage or losses arising from the use of this information.

Any percentages indicated in the investment structures or asset breakdowns shown generally relate to the total fund assets. Only a subset of the asset types is used as a basis in each case for the presentation of individual structures (e.g. for industries, only the share of equities), with the result that a total of 100% is not necessarily achieved.

The top securities (if indicated) are presented for a maximum of 60% of fund assets.

The figures shown are rounded, hence the totalled values can deviate from 100%.

The cut-off time refers to the daily close of order acceptance by the fund's depository bank. This is typically earlier for the investor's custodian office.

This document and the information contained in it are not intended for US persons and must not be disseminated in the United States.

A summary of investors' rights in German can be found on our website under [Compliance](#).

The sale of funds can be revoked at any time in accordance with the provisions of the German Investment Code.